



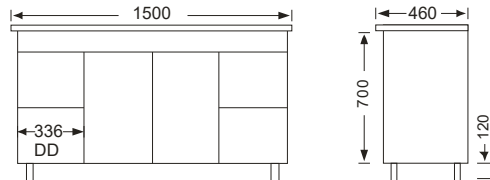
## Product Description

- Finger pull cabinets
- Base: legs / kickboard
- White high gloss polyurethane
- Soft closing drawers and soft closing solid doors
- Drawers of 750, 900 & 1200 can be at either LH (Left Hand side) or RH (Right Hand side)
- 1200 Mid-draw can only be suitable for double bowls top or single left hand side bowl top
- 'DD' indicates position of Drawer Divider

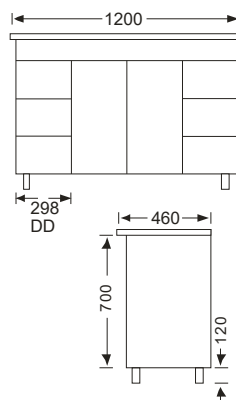
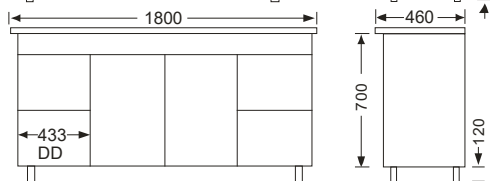


\* Kickboard optional to all leg-base cabinets.  
Code with 'FPS' or 'FP'

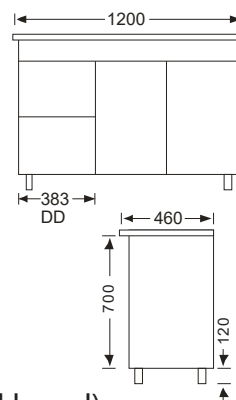
FLS 1500 (legs)  
\* FPS 1500 (kickboard)



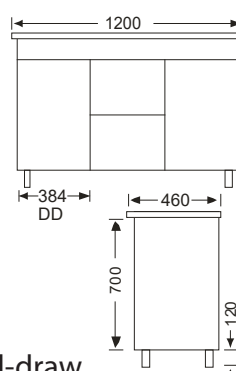
FLS 1800 (legs)  
\* FPS 1800 (kickboard)



FLS 1200 (6) (legs)



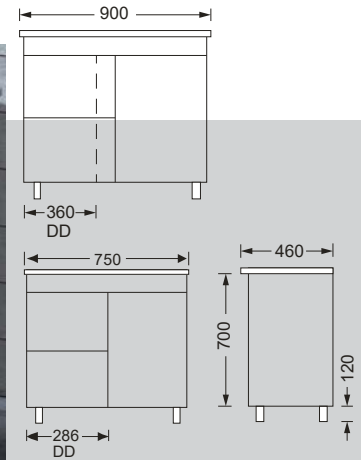
FLS 1200 LH (legs) \* FPS 1200 (kickboard)



FLS 1200 Mid-draw (legs) \* FPS 1200 Mid-draw (kickboard)



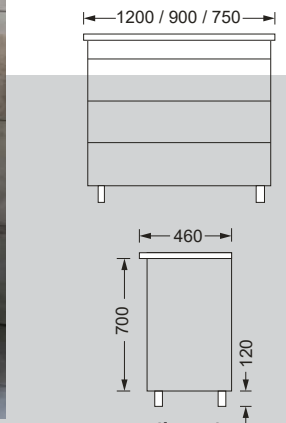
FLS 900 LH (legs)  
\* FPS 900 (kickboard)



FLS 750 LH (legs)  
\* FPS 750 (kickboard)



FDL 750 (legs)  
FDL 900 (legs)



FDL 1200 (legs)



FL 600  
\* FP 600 (kickboard)

